

Serie QSRT-90

**Load capacity Up to 470 kg/pair**

Over extension

Cross section 41,0 x 90,0 mm

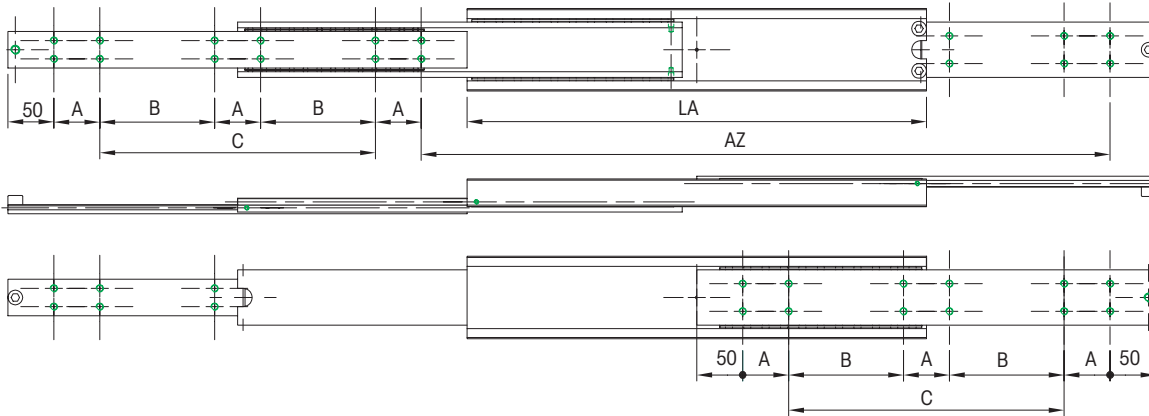
**Material**

Steel (C45E+C)  
galvanised  
milled airway


**QSRT-...**

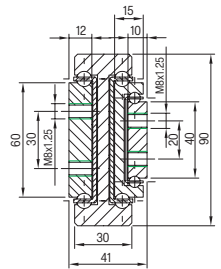
one-way extension

**QSRT-90**



**Info:**

- L = Length
- TP = Travel path
- LC = Load capacity at 10,000 cycles
-  Drill pattern



Article-Nr. <b>QSRT-90</b>	LC in kg 10.000	L mm	TP mm	A mm	B mm	C mm	Weight - kg/piece. <b>QSRT-90</b>
07000346001	360	300	450	50	-	100	6,27
07000346002	380	350	525	50	-	150	7,32
07000346003	400	400	600	50	-	200	8,36
07000346004	420	450	675	50	-	250	9,41
07000346005	430	500	750	50	-	300	10,45
07000346006	440	550	825	50	150	-	11,50
07000346007	455	600	900	50	175	-	12,54
07000346008	470	650	975	50	200	-	13,59
07000346009	460	700	1050	50	225	-	14,63
07000346010	450	750	1125	50	250	-	15,68
07000346011	440	800	1200	50	275	-	16,72
07000346012	430	850	1275	50	300	-	17,77
07000346013	420	900	1350	50	325	-	18,81
07000346014	400	950	1425	50	350	-	19,86
07000346015	380	1000	1500	50	375	-	20,90
07000346016	360	1050	1575	50	400	-	21,95
07000346017	340	1100	1650	50	425	-	22,99
07000346018	330	1150	1725	50	450	-	24,04
07000346019	315	1200	1800	50	475	-	25,08
...	...	...	...	...	...	...	...
07000346035	140	2000	3000	100	800	-	41,80

Serie QSRT-90

**Load capacity Up to 470 kg/pair**

Over extension

Cross section 41,0 x 90,0 mm

Article-Nr. <b>QSRT-90</b>	LC in kg 10.000	L mm	TP mm	A mm	B mm	C mm	Weight - kg/piece. <b>QSRT-90</b>
07000346001	360	300	450	50	-	100	6,27
07000346002	380	350	525	50	-	150	7,31
07000346003	400	400	600	50	-	200	8,36
07000346004	420	450	675	50	-	250	9,04
07000346005	430	500	750	50	-	300	10,45
07000346006	440	550	825	50	150	-	11,50
07000346007	455	600	900	50	175	-	12,54
07000346008	470	650	975	50	200	-	13,58
07000346009	460	700	1050	50	225	-	14,63
07000346010	450	750	1125	50	250	-	15,67
07000346011	440	800	1200	50	275	-	16,72
07000346012	430	850	1275	50	300	-	17,76
07000346013	420	900	1350	50	325	-	18,81
07000346014	400	950	1425	50	350	-	19,85
07000346015	380	1000	1500	50	375	-	20,90
07000346016	360	1050	1575	50	400	-	21,95
07000346017	340	1100	1650	50	425	-	22,99
07000346018	330	1150	1725	50	450	-	24,03
07000346019	315	1200	1800	50	475	-	25,08
07000346020	300	1250	1875	50	500	-	26,12
07000346021	290	1300	1950	50	525	-	27,17
07000346022	280	1350	2025	50	550	-	28,21
07000346023	270	1400	2100	50	575	-	29,26
07000346024	250	1450	2175	50	600	-	30,30
07000346025	230	1500	2250	50	625	-	31,35
07000346026	220	1550	2325	50	650	-	32,39
07000346027	210	1600	2400	50	675	-	33,44
07000346028	205	1650	2475	50	700	-	34,48
07000346029	200	1700	2550	100	650	-	35,53
07000346030	190	1750	2625	100	675	-	36,57
07000346031	180	1800	2700	100	700	-	37,62
07000346032	170	1850	2775	100	725	-	38,66
07000346033	160	1900	2850	100	750	-	39,71
07000346034	150	1950	2925	100	775	-	40,75
07000346035	140	2000	3000	100	800	-	41,80